



[mizuhoosi.com/proaxis](http://mizuhoosi.com/proaxis)

# ProAxis®

Advanced surgical positioning



# Built With Precision For Precision

The **ProAxis® Spinal Surgery Table** is the first of its kind, featuring software-controlled advanced hinged technology. Through a system of synchronized movement, the hinged table system supports instantaneous axis of rotation with coordinated patient translation. Driven by an intelligent hand pendant, called the IntelliPendant®, ProAxis provides real-time information, allowing for precise monitoring of the table's position and clear selection of the table's functions.

Offering the latest technology in spinal surgery tables, ProAxis is designed to support the biomechanical aspects of spinal and imaging procedures while expanding on the key benefits of our original Spinal Table System.



## Revolutionary Hinge Technology

- Radiolucent hinge allows for anterior, posterior, lateral and oblique views intraoperatively without interference at the surgical site
- Two hinge modes provide for optimal patient positioning and surgical site control



500 lbs.  
weight capacity (227 kg)



## Precise Synchronized Movements

The ProAxis software-driven hinge technology allows for flexion and extension of the spine, providing direct visualization of intraoperative changes in spinal alignment. This capability facilitates controlled closure for lumbar osteotomies and spinal canal decompressions.



# Performance Maximized

## Prone Positioning Benefits

- Improves surgical access and visualization at surgical site
- Reduces vena caval compression
- Minimizes epidural venous bleeding
- Provides customizable pad and component placement to meet individual patient needs

## Hinge Modes

- Table provides 35° degrees of flexion and 20° degrees of extension
- Fixed Surgical Site mode maintains original surgical position during hinge articulations
- Fixed End mode maintains head-end and foot-end height during hinge movement

## Supine/Lateral Patient Position Benefits

- Advanced hinge technology facilitates techniques for supine and lateral procedures
- Provides full body support for patient positioning

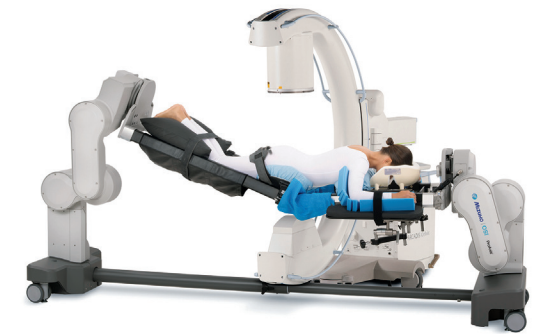
## IntelliPendant® and Auxiliary Panel

The IntelliPendant is driven by a software technology that provides continual user feedback on the easy-to-read 3.5 inch (8.9 cm) display. The display offers real time status of table's hinge, height, lateral tilt and Trendelenburg position. Simple user interface allows for selection of hinge mode and memory storage.

The Auxiliary Panel provides a secondary source for controlling table motion.



2 Programmable  
Memory Positions



## Procedures Supported

- Pedicle Subtraction Osteotomies (PSO)
- Decompressions
- Laminectomies
- Spinal Fusions – Lateral, Anterior, Posterior, Transforaminal
- Surgical Correction of Deformities
- Lumbar Total Discs
- Kyphoplasties
- Vertebroplasties
- Joint Imaging
- Pain Management



## Torso Trolley®

A Prone System of Synchronized Movement

- Provides translation of torso during intraoperative spinal flexion and extension
- Prevents distraction and compression of the spine
- Features adjustable Chest Slide and 5-way adjustable arm boards for optimal patient positioning

# Features

## A. Carbon Fiber Construction

- Provides complete radiolucency
- Supports unrestricted C-arm and O-arm® integration with open frame or removable two piece supine top setups
- Allows anterior/posterior, lateral and oblique views intraoperatively

## C. ProneView® Helmet System


- Superior head and eye protection for the prone patient
- Allows anesthesia to visually monitor patient
- Over two million procedures without patient eye injury

## B. Powered Floor Locks


- One-touch engagement of floor locks using either the Hand Pendant or Auxiliary Panel
- Built-in safety mechanism prevents table from operating without floor locks engaged

## D. Tempur-Pedic® Medical Pad Technology

- Tempur-Pedic Medical technology for all patient surfaces for supine and prone positioning
- Evenly distributes pressure load on patient during surgery
- Contours to patient anatomy, providing improved support
- Enhances patient comfort



# Specifications & Components



## Specifications

### Patient Positioning Area

Prone	19 in. (48 cm) Width 81 in. (206 cm) Length
Supine/Lateral	21 in. (53 cm) Width 81 in. (206 cm) Length
Overall Table Length*	122 in. - 138 in. (310 - 351 cm)
Retracted Storage Length	80 in. (203 cm)
Height Range	20 in. - 47 in. (51 - 119 cm)
Hinge Up	35°
Hinge Down	20°
Lateral Tilt	15° (Right/Left)
Trendelenburg**	15°
Reverse Trendelenburg**	20°
Patient Weight Capacity	500 lbs. (227 kg)

\* Varies depending on table's position and motion

\*\* From Home Position

## Ordering Information

**REF** 6988 ProAxis® Spinal Surgery Table  
100/120 V, 50/60 Hz

**REF** 6988I ProAxis® Spinal Surgery Table  
220/240 V, 50/60 Hz

## Standard Components

- Carbon Fiber, Powered Hinged Frame
- ProAxis IntelliPendant
- Torso Trolley - Chest Slide, 5 Way Adjustable padded Armboards
- ProAxis Chest Pad
- Cervical Chest Tray
- Cervical Management Table Adaptor
- Cervical Traction Vector Adjustor
- ProAxis Tempur-Pedic Hip/Thigh Pads (1 pair)
- ProneView Mirror and Protective Helmet System
- Retractor Adaptor (1) (provides 6 in. (15 cm) of standard side rail)
- 60 in. (152 cm) Safety Strap (2)
- Buttocks Strap
- Adjustable Leg Sling
- Leg Boards (2)

- Tempur-Pedic Medical Positioning Pillows (3)
- Two-Piece Supine Top with 2 in. (5 cm) Tempur-Pedic Medical Pad with Translation Slide
- Supine Top Patient Safety Strap (2)
- Universal Side Rail Adaptors (4) (provides 6 in. (15 cm) of standard side rail)
- ProAxis Accessory Cart with Dust Cover
- ProAxis Table Cover
- Spar Protective Storage Covers (2)

## Optional Accessories

### REF

6988A-PV	ProAxis ProneView Patient Care Kit, 6/case
6988A-GT	ProAxis GentleTouch® Patient Care Kit, 6/case
6988-720	Cervical Traction Vector, Short
5356	Pivoting Armboard with Tempur-Pedic Medical 2 in. (5 cm) Pad
5857	Cross Arm Support with Tempur-Pedic Medical 1 in. (2.5 cm) Pad
5364	Lateral Armboard Unit with Tempur-Pedic Medical 2 in. (5 cm) Pads
5393	Clark Socket
5394	Aluminum Side Rail Socket
5300	Lateral Positioner
5301	Deluxe Lateral Positioner
6988-880	Retractor Adaptor (provides 6 in. (15 cm) of standard side rail)
6988-449	Radiolucent Retractor Adaptor (provides 6 in. (15 cm) of standard side rail)
6946	Tempur-Pedic Medical Positioning Pillow (Standard size)
6947	Tempur-Pedic Medical Positioning Pillow (Queen size)
6950	6-Piece Tempur-Pedic Positioning Pad Set
6977-959	Universal Side Rail Adaptor 6 in. (15 cm)
6977-973	Universal Side Rail Adaptor 18 in. (46 cm)
5979-1	Cervical Management Base Unit
6910-1001	DORO® QR3 Aluminum Skull Clamp
6910-4004	DORO Radiolucent Skull Clamp, Spinal Frame
5979-300	DORO Radiolucent Skull Clamp Adaptor, Cervical Management Base Unit
5979-200	Mayfield® Radiolucent Skull Clamp Adaptor, Cervical Management Base Unit